

**October 2011 Updates  
For VISUAL Rehab and MDS**

## **Reliable Health Systems, LLC**

2610 Nostrand Avenue, Brooklyn, NY 11210

[www.reliablehealth.com](http://www.reliablehealth.com)

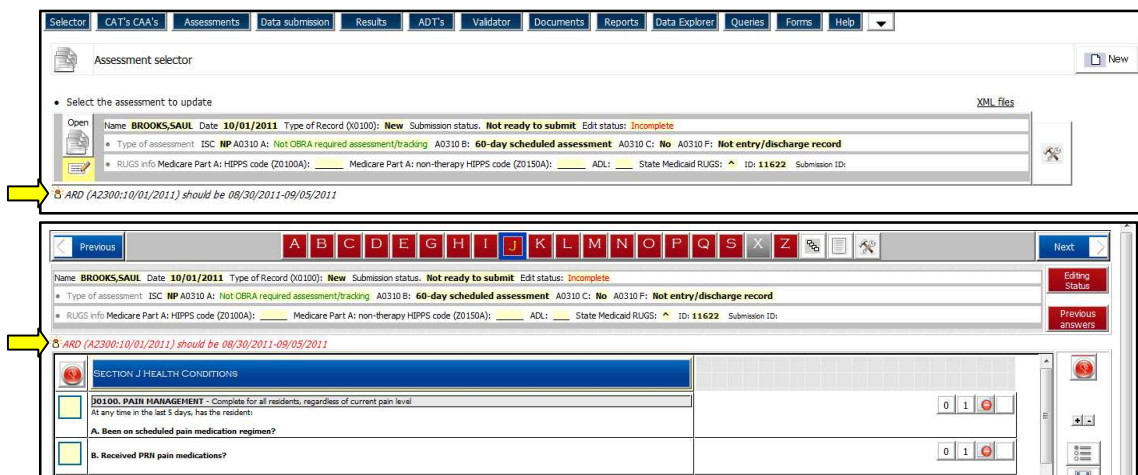
(718) 338-2400



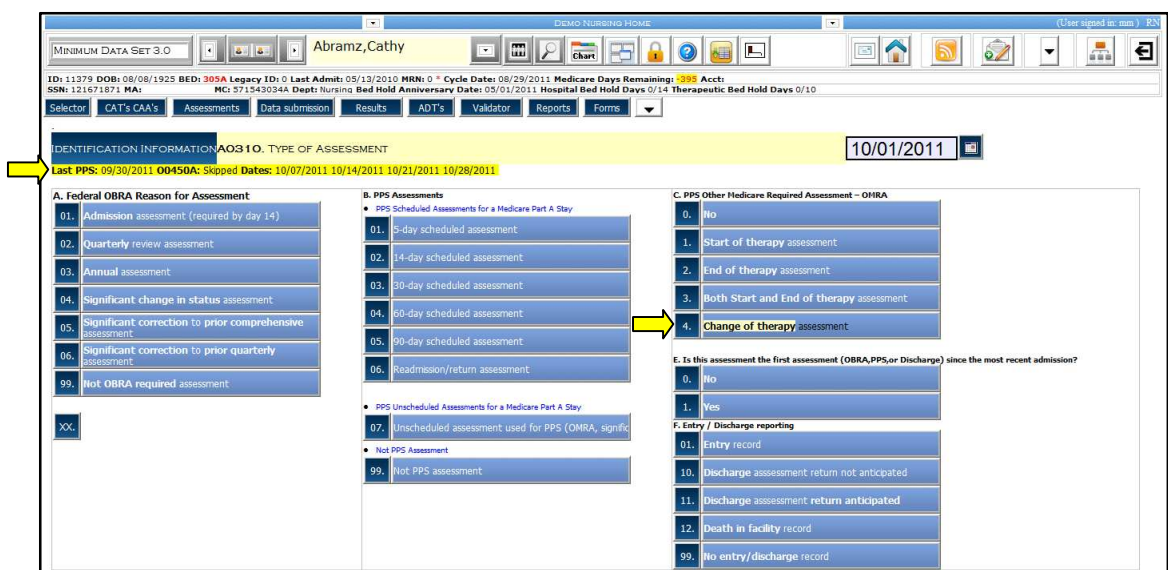
**3b:** The report also takes into account any breaks in therapy. Depending on the number of days between therapy, it will show when EOT, EOT-R, or EOT+SOT is due/done.

**3c:** There is an option to display “Missing assessments only”. This is a simplified version of the report and will display only those assessments that are required, explanations are not shown, and is available in date order (earliest required MDS first).

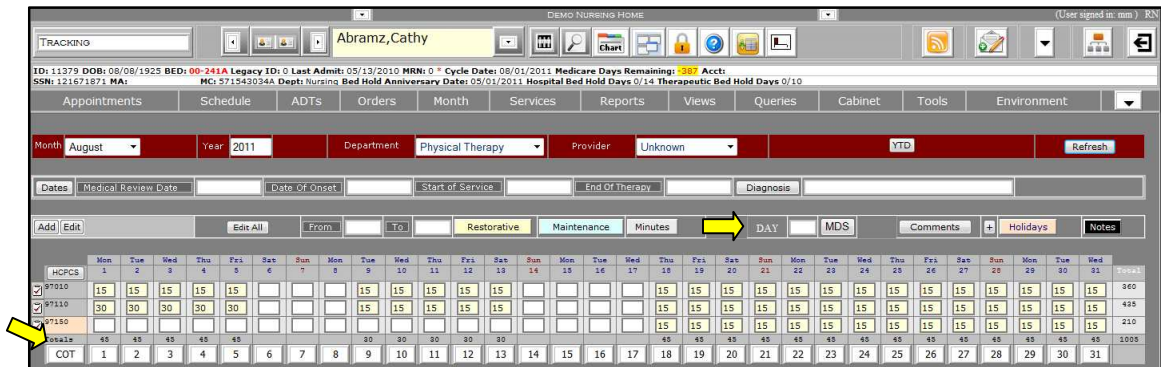
4. Given the new narrowed window for Medicare assessments, Reliable has added a message to alert the user, on both the selector screen and within the MDS:



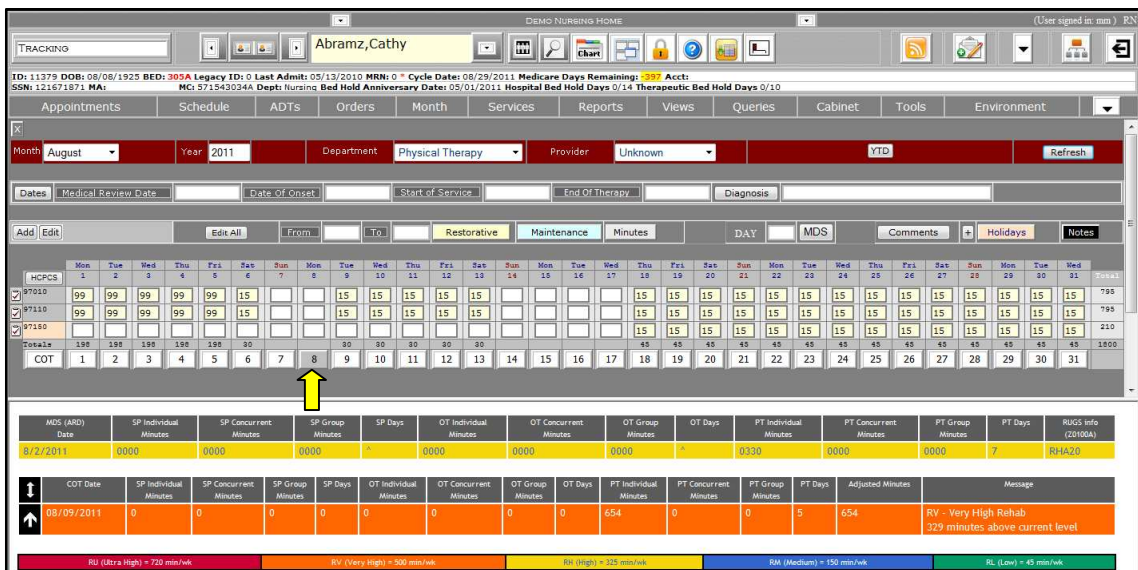
5. Reliable has added A0310c=4 (Change of Therapy assessment) to the “new” screen. When clicked, a yellow bar will appear showing the last PPS ARD and the next four possible COT assessment dates:



6. This is the regular monthly grid that the Rehab department uses to enter minutes. Many new features have been added to this screen:
  - a. An added row beneath the grid titled "COT."
  - b. Alerts.
  - c. MDS button.



6a: Every number on the COT row represents the day of the month. When any day is selected, the bottom portion of the screen displays the following:



On the bottom of this display there is a color-coded legend for the rehab levels.

This will help to determine whether or not a COT assessment is required.

Following the seven-day rolling window rule, for an ARD of 8/2, COT dates are 8/9, 8/16, 8/23, 8/30. In the above example, the 8<sup>th</sup> of the month is selected. The most recent ARD, 8/2, is displayed on top. This line is yellow, indicating rehab level RH. The next COT date is 8/9. The up arrow indicates that the level is going up from (yellow) RH to (orange) RV. This clearly shows the user that a COT assessment is required for the 8/9 evaluation date.

**6b:** Same screen as above. In this example, the 13<sup>th</sup> is selected. Notice the Message on the bottom right. This is showing the user that the last MDS (ARD 8/2) had a score of RHA20. Right now, this resident is at RL (i.e. a COT will be required). If given an additional 190 minutes, the level will go up to RH (i.e. no COT will be required). Other possible messages will tell the user how many minutes to the next level, or how many minutes above the current level.

The screenshot shows a software interface for a Physical Therapy department. At the top, there's a header with user information and navigation icons. Below that, a calendar grid displays dates from August 1st to 31st. A table below the calendar shows MDS (ARD) data for various dates. A yellow arrow points to a message box that reads: "RL - Low Rehab 190 additional minutes to maintain current level".

| MDS (ARD) Date | SP Individual Minutes | SP Concurrent Minutes | SP Group Minutes | SP Days | OT Individual Minutes | OT Concurrent Minutes | OT Group Minutes | OT Days | PT Individual Minutes | PT Concurrent Minutes | PT Group Minutes | PT Days | RUGS Info (Z0100A) |  |
|----------------|-----------------------|-----------------------|------------------|---------|-----------------------|-----------------------|------------------|---------|-----------------------|-----------------------|------------------|---------|--------------------|--|
| 8/2/2011       | 0000                  | 0000                  | 0000             | 7       | 0000                  | 0000                  | 0000             | 7       | 0330                  | 0000                  | 0000             | 7       | RHA20              |  |
| 8/16/2011      | 0                     | 0                     | 0                | 0       | 15                    | 0                     | 0                | 1       | 120                   | 0                     | 0                | 4       | 135                | RL - Low Rehab<br>190 additional minutes to maintain current level |

In the example below, the message clearly shows the user that with only **19** additional minutes, RV would go up to the next level, RU, and also avoid the need for a COT:

The screenshot shows a table of MDS (ARD) data. A message box indicates that with 19 additional minutes, the level will go up to RV (Very High Rehab) and avoid the need for a COT.

| MDS (ARD) Date | SP Individual Minutes | SP Concurrent Minutes | SP Group Minutes | SP Days | OT Individual Minutes | OT Concurrent Minutes | OT Group Minutes | OT Days | PT Individual Minutes | PT Concurrent Minutes | PT Group Minutes | PT Days | Adjusted Minutes | Message   |
|----------------|-----------------------|-----------------------|------------------|---------|-----------------------|-----------------------|------------------|---------|-----------------------|-----------------------|------------------|---------|------------------|---|
| 7/27/2011      | 0                     | 0                     | 0                | 6       | 367                   | 0                     | 0                | 6       | 325                   | 0                     | 30               | 6       |                  | RUB20   |
| 8/10/2011      | 0                     | 0                     | 0                | 0       | 375                   | 0                     | 0                | 6       | 315                   | 0                     | 45               | 6       | 701              | RV - Very High Rehab<br>19 additional minutes to maintain current level |

6c: Next to the Day field on the monthly grid screen, any day of the month can be entered. When the MDS button is clicked, a list will be displayed on the bottom portion of the screen, showing what rehab level would apply for that ARD.

| MDS Date   | PT Days | PT Minutes | OT Days | OT Minutes | SP Days | SP Minutes | Total Minutes | Adjusted Minutes | Message           |
|------------|---------|------------|---------|------------|---------|------------|---------------|------------------|-------------------|
| 08/22/2011 | 5       | 225        | 5       | 120        | 0       | 0          | 345           | 288              | RM - Medium Rehab |
| 08/21/2011 | 4       | 180        | 4       | 75         | 0       | 0          | 255           | 210              | RM - Medium Rehab |
| 08/20/2011 | 3       | 135        | 3       | 60         | 0       | 0          | 195           | 161              | RM - Medium Rehab |
| 08/19/2011 | 3       | 120        | 2       | 45         | 0       | 0          | 165           | 142              | RL - Low Rehab    |
| 08/18/2011 | 3       | 105        | 1       | 30         | 0       | 0          | 135           | 123              | RL - Low Rehab    |

7. There is a new View available, titled COT View, to check for all COT assessments due, based on a specified date:

| MDS (ARD) Date | SP Individual Minutes | SP Concurrent Minutes | SP Group Minutes | SP Days | OT Individual Minutes | OT Concurrent Minutes | OT Group Minutes | OT Days | PT Individual Minutes | PT Concurrent Minutes | PT Group Minutes | PT Days | Adjusted Minutes | Message           |
|----------------|-----------------------|-----------------------|------------------|---------|-----------------------|-----------------------|------------------|---------|-----------------------|-----------------------|------------------|---------|------------------|-------------------|
| 8/5/2010       |                       |                       |                  |         |                       |                       |                  |         |                       |                       |                  |         |                  | BA120             |
| 08/12/2010     | 0                     | 0                     | 0                | 0       | 195                   | 0                     | 0                | 5       | 45                    | 0                     | 0                | 2       | 240              | RM - Medium Rehab |
| 8/27/2010      | 0000                  | 0000                  | 0000             | 0       | 0000                  | 0000                  | 0000             |         | 0045                  | 0000                  | 0015             | 3       |                  | PA160             |
| 09/03/2010     | 0                     | 0                     | 0                | 0       | 0                     | 0                     | 0                | 0       | 180                   | 0                     | 0                | 3       | 180              | RL - Low Rehab    |
| 8/20/2010      | 0225                  | 0000                  | 0000             | 5       | 0105                  | 0000                  | 0000             | 7       | 0406                  | 0000                  | 0000             | 7       |                  | RUAG0             |
| 08/27/2010     | 139                   | 0                     | 0                | 7       | 31                    | 0                     | 0                | 3       | 258                   | 0                     | 0                | 7       | 428              | RH - High Rehab   |

Each resident's grid is a button. Clicking on the button will display that resident's monthly log.

- Determine Best MDS Therapy Date. This is similar to the MDS button (5c) on the monthly grid screen. In this View (as well as in most Views), there is the option to display the listing for ALL residents (by clicking the button next to the resident's name).

The screenshot shows a software interface for determining the best MDS therapy date. The interface includes a header with patient information for 'Abramz, Cathy' and a navigation menu. Below the menu, there is a section titled 'Determine Best MDS Therapy Date' with a date selector set to August 22, 2011. Two tables are displayed: one for 'Abecassis, Isidor' and one for 'Abramz, Cathy'. The 'Abramz, Cathy' table shows data for dates from 08/18/2011 to 08/22/2011, including columns for PT Days, PT Minutes, OT Days, OT Minutes, SP Days, SP Minutes, Total Minutes, Adjusted Minutes, and Message.

| Wk/Day     | PT Days | PT Minutes | OT Days | OT Minutes | SP Days | SP Minutes | Total Minutes | Adjusted Minutes | Message           |
|------------|---------|------------|---------|------------|---------|------------|---------------|------------------|-------------------|
| 08/22/2011 | 5       | 225        | 5       | 120        | 0       | 0          | 345           | 298              | RM - Medium Rehab |
| 08/21/2011 | 4       | 180        | 4       | 75         | 0       | 0          | 255           | 210              | RM - Medium Rehab |
| 08/20/2011 | 3       | 135        | 3       | 60         | 0       | 0          | 195           | 161              | RM - Medium Rehab |
| 08/19/2011 | 3       | 120        | 2       | 45         | 0       | 0          | 165           | 142              | RL - Low Rehab    |
| 08/18/2011 | 3       | 105        | 1       | 30         | 0       | 0          | 135           | 123              | RL - Low Rehab    |

- Reliable is constantly updating items, as the nursing home industry is constantly evolving.

Some of these features include:

- New fields on the MDS: O0450a, O0450b, Z0900e
- Changes to the RUGS IV Grouper to reflect changes in the calculation of group Rehab minutes.
- All new fields have been added to the MDS Report Generator: O0450a, O0450b, Z0900e